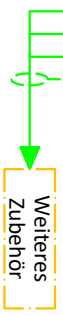
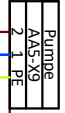
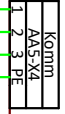
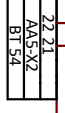
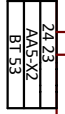


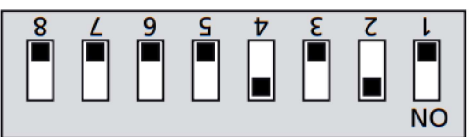
Fühler Quelle
(Solar Kollektor, Holz Kessel, Quelle)

Speicher Fühler



1 und 4: A
2 und 5: B
3 und 6: GND

L = Dauerphase
O = Öffnen Befehl
N = Neutralleiter



Zubehör NIBE Solar, Holz oder Umladesteuerung



Kelvin Kühle AG
Gewerbestrasse 8
89200 Fahrenfeld
info@kelvin-kelelch

EL_ZB_NIBE
Datum: 29.03.2021

Name: C.Klauz
Seite 1 von 1